

Cumulative Statistics

GER - Germany After 6 matches

Time outs: 16 Avg. Time outs: 2.7

No	Name	M	Total			All Goals / Shots								Punishments				Offence			Defence			TP
			P	Goals	Shots	%	7mP	7m%	6mC	Wing	BT	FB	FTO	9m	YC	RC	2M	2+2	AS	R7	TO/TF	ST	BS	
3	GENSHEIMER Uwe	6	27	39	69	11/16	69	1/1	8/13		7/9					2		6	2	2 / 2	3		5	4:26:48
6	LEMKE Finn	4												3			1		1		1	12	1	2:05:09
7	WIENCEK Patrick	6	12	15	80			6/6	3/5		2/3		1/1	3		3		2		1 / 2	4		3	3:51:58
9	REICHMANN Tobias	6	11	15	73	4/6	67	1/1	3/4		2/3	1/1					1	1	/ 1				1	2:26:34
12	HEINEVETTER Silvio	6															2		1					1:43:32
13	PEKELER Hendrik	6	6	10	60			3/4	3/4		0/1	0/1		2		2	5	4	/ 2	3	3	2	3:40:51	
17	WEINHOLD Steffen	6	19	29	66			1/1	3/5	5/7	1/2		9/14			3	8	2	3 / 5			4	3:54:14	
19	ROSCHKECK Bastian	2												1		2						1	29:20	
20	WEBER Philipp	6	14	27	52					4/4	0/1		10/22	2		2	11	2	7 / 6	1		2	2:22:06	
23	FATH Steffen	6	13	25	52			2/2		2/3	0/1	1/1	8/18		1		4	1	3 / 1				1:06:11	
24	GROETZKI Patrick	6	8	12	67			1/1	4/6		3/4		0/1				4	1	2 / 1		1	1	2:57:20	
25	HAFNER Kai	6	11	24	46				2/3	2/2	1/2		6/17	1			6	1	1 / 2	2		1	1:58:45	
26	JANKE Maximilian	5	0	4	0			0/3				0/1		1	1	3	1		1 / 1		1	2	1:18:46	
33	WOLFF Andreas	6	1	2	50						1/2						2		3		1		3:23:57	
34	DAHMKKE Rune	2	4	6	67				3/4		1/2											2	56:16	
35	KUHN Julius	6	14	25	56				1/3	1/1	2/2		10/19	1		1	5	1	7 / 3				1:50:45	
48	KOHLBACHER Jannik	6	7	10	70			3/6		2/2	1/1	1/1	1/1			1	2	2	1 / 2				56:58	
95	DRUX Paul	5	9	15	60			1/1		7/8			1/6	2		2	6	3	3 / 2			1	2:30:45	
Team														3										
Totals			156	258	60	15/22	68	19/26	30/47	21/25	22/34	3/5	46/99	19	1	22	0	64	22	36 / 30	15	19	24	6:00:00

No	Name	M	Total			All Saves / Shots										
			P	Saves	Shots	%	7mP	7m%	6mC	Wing	BT	FB	FTO	9m	9m%	NS
12	HEINEVETTER Silvio	6	26	76	34	1/9	11	3/7	6/20	0/7	1/2	0/1	15/30	50	9/34	26
33	WOLFF Andreas	6	43	126	34	4/14	29	5/18	6/20	0/11	2/8		26/55	47	11/49	22
Empty Net Goals				12												
Totals			71	216	33	5/23	22	9/26	13/42	0/19	3/16	0/1	41/89	46	22/87	25

Attacks

Team	All		Player Majority		Player Minority		Position Attacks		FB		Ind. FB		Team FB		TO	TO %
	G/Att.	%	G/Att.	%	G/Att.	%	G/Att.	%	G/Att.	%	G/Att.	%	G/Att.	%		
GER	156/293	53	25/35	71	14/24	58	131/252	52	22/37	59	4/4	100	18/33	55	66	23

Legend:	% Efficiency	2Min 2 Minute Suspensions	6m 6-meter Shots	7m 7-meter Shots	9m 9-meter Shots
AS Assists	BS Blocked Shots	BT Breakthroughs	FB Fast Breaks	FTO Fast Throw off	
G/S Goals/Shots	MP Matches Played	N/A not applicable	PR Preliminary Round	RC Red Cards	
S/S Saves/Shots	ST Steals	TO/TF Turnovers/Technical Faults	TP Time Played	Wing Wing Shots	
YC Yellow Cards					



Cumulative Statistics

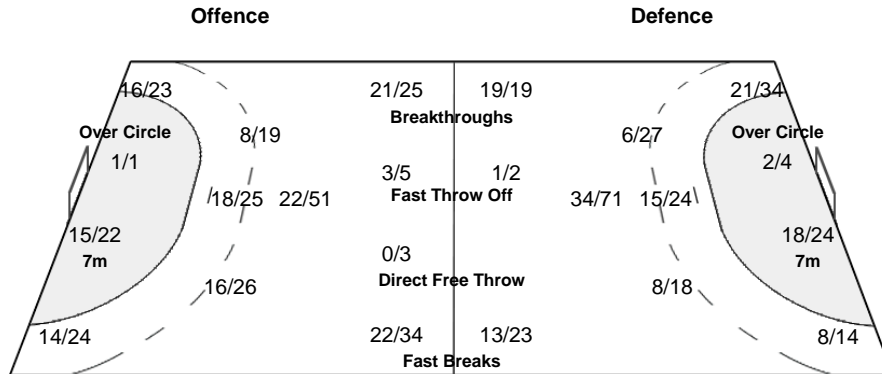
GER - Germany
After 6 matches

OverView of Shot Distribution

Team
Goals / Shots

15/16	5/8	13/14
15/31	3/9	17/30
43/52	6/14	39/50

14-Missed 9-Post 10-Blocked



Goalkeepers
Saves / Shots

5/24	5/12	5/17
9/22	10/14	16/26
9/38	5/25	7/38

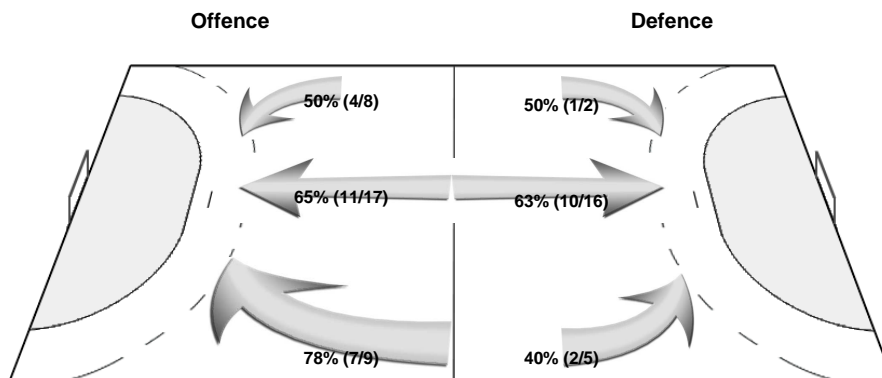
12 HEINEVETTER S

2/8	2/4	2/7
2/8	2/2	6/9
4/12	3/7	3/19

33 WOLFF A

3/15	3/8	3/9
6/11	7/10	10/17
5/22	2/15	4/19

Shot Distribution Fast Breaks

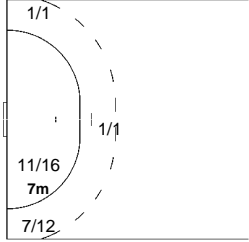


Cumulative Statistics

GER - Germany After 6 matches

Players Shot Distribution Goals / Shots

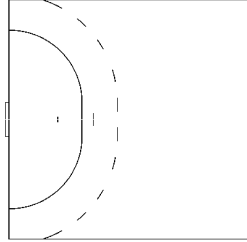
3 GENSHEIMER Uwe



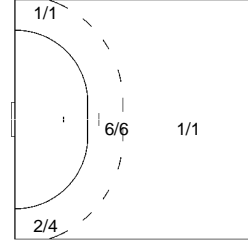
2/2	3/4	0/1
1/2		5/6
10/10	2/3	4/6

2-Missed 3-Post
7/9
Fast Breaks

6 LEMKE Finn



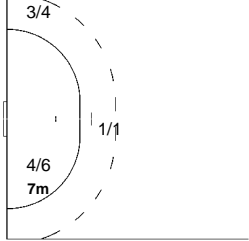
7 WIENCEK Patrick



4/4		2/2
2/3	1/1	1/1
	1/1	1/1

1-Missed 1-Post
2/3
Fast Breaks

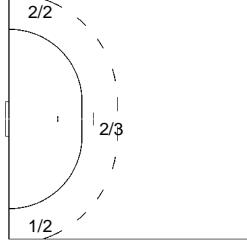
9 REICHMANN Tobias



2/2		
2/3		0/2
3/3		4/4

1-Missed
2/3
Fast Breaks

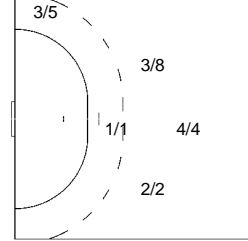
13 PEKELER Hendrik



2/2		
0/2	1/2	
2/3		1/1

0/1
Fast Breaks
1/1
Over Circle

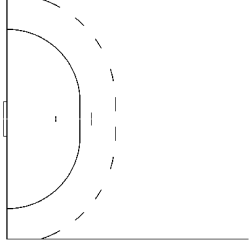
17 WEINHOLD Steffen



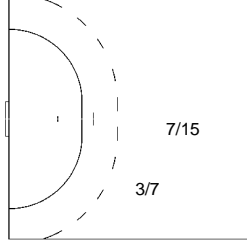
1/1	1/1	
1/2	1/1	3/3
9/11	0/3	3/4

3-Post
1/2
Fast Breaks
5/7
Breakthroughs

19 ROSCHECK Bastian



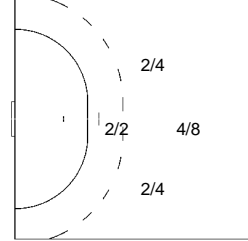
20 WEBER Philipp



		1/1
2/4		1/1
5/8	0/3	5/5

1-Missed 1-Post 3-Blocked
0/1
Fast Breaks
4/4
Breakthroughs

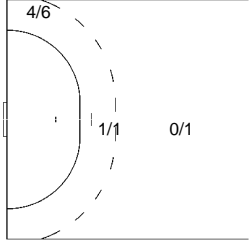
23 FATH Steffen



1/1	0/1	3/3
2/5	0/1	0/2
4/4	2/2	1/1

3-Missed 2-Blocked
0/1
Fast Breaks
2/3
Breakthroughs
0/2
Direct Free Throw

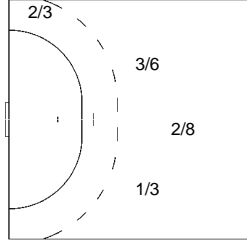
24 GROETZKI Patrick



2/2	1/1	1/1
1/2	0/1	1/2
1/1		1/1

1-Missed
3/4
Fast Breaks

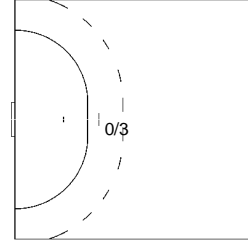
25 HAFNER Kai



1/2		1/1
1/2	0/1	3/4
3/4	0/1	2/4

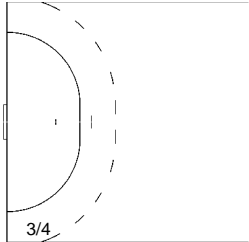
2-Missed 2-Blocked
1/2
Fast Breaks
2/2
Breakthroughs

26 JANKE Maximilian



0/1	0/1	
0/1		0/1

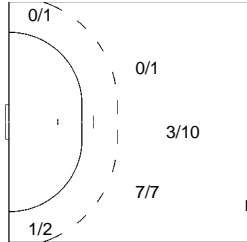
34 DAHMKE Rune



		2/2
1/1	0/1	1/2

1/2
Fast Breaks

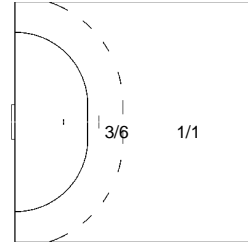
35 KUHN Julius



	0/1	2/2
1/3		0/1
5/6		6/8

1-Missed 3-Blocked
2/2
Fast Breaks
1/1
Breakthroughs
0/1
Direct Free Throw

48 KOHLBACHER Jannik



1/1		1/3
		5/6

2/2
Fast Breaks